

















Middle School Parent Survey Spring 2010

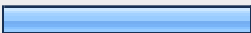




1. Please identify your child's grade level:			Response Percent	Response Count
5th			21.2%	29
6th			28.5%	39
7th			21.2%	29
8th			29.2%	40
<i>answered question</i>				137
<i>skipped question</i>				0

2. Balboa Academy has high expectations for student learning.			Response Percent	Response Count
Strongly Agree			28.9%	35
Agree			47.9%	58
Neutral			14.0%	17
Disagree			6.6%	8
Strongly Disagree			1.7%	2
Don't Know/Not Applicable			0.8%	1
<i>answered question</i>				121
<i>skipped question</i>				16







3. Balboa Academy fosters honesty and integrity.

	Response Percent	Response Count
Strongly Agree 	30.3%	37
Agree 	54.1%	66
Neutral 	9.0%	11
Disagree 	4.1%	5
Strongly Disagree 	0.8%	1
Don't Know/Not Applicable 	1.6%	2
answered question		122
skipped question		15






4. My child looks forward to going to school.

	Response Percent	Response Count
Strongly Agree 	37.5%	45
Agree 	47.5%	57
Neutral 	12.5%	15
Disagree 	1.7%	2
Strongly Disagree 	0.8%	1
Don't Know/Not Applicable	0.0%	0
answered question		120
skipped question		17







5. Students are able to talk with teachers, counselors, and administrators to share concerns and resolve conflicts.

	Response Percent	Response Count
Strongly Agree 	31.1%	38
Agree 	50.0%	61
Neutral 	11.5%	14
Disagree 	4.9%	6
Strongly Disagree 	0.8%	1
Don't Know/Not Applicable 	1.6%	2
answered question		122
skipped question		15







6. Balboa Academy provides informational sessions for students, parents and teachers on bullying.

	Response Percent	Response Count
Strongly Agree 	24.6%	30
Agree 	51.6%	63
Neutral 	18.0%	22
Disagree 	4.1%	5
Strongly Disagree	0.0%	0
Don't Know/Not Applicable 	1.6%	2
answered question		122
skipped question		15






7. At school, my child uses computers and other technologies to enhance and support their learning.

	Response Percent	Response Count
Strongly Agree 	33.3%	40
Agree 	53.3%	64
Neutral 	6.7%	8
Disagree 	4.2%	5
Strongly Disagree 	0.8%	1
Don't Know/ Not Applicable 	1.7%	2
<i>answered question</i>		120
<i>skipped question</i>		17







8. In addition to written tests, my child demonstrates his/her learning with a variety of different ways (projects, presentations, and portfolios).

	Response Percent	Response Count
Strongly Agree 	45.8%	55
Agree 	42.5%	51
Neutral 	6.7%	8
Disagree 	3.3%	4
Strongly Disagree 	0.8%	1
Don't Know/Not Applicable 	0.8%	1
<i>answered question</i>		120
<i>skipped question</i>		17


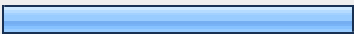



9. The amount and quality of homework my child receives helps my child succeed.

	Response Percent	Response Count
Strongly Agree 	25.6%	31
Agree 	42.1%	51
Neutral 	16.5%	20
Disagree 	10.7%	13
Strongly Disagree 	5.0%	6
Don't Know/Not Applicable	0.0%	0
answered question		121
skipped question		16

10. My child has the opportunity to participate in the activities that interest them (e.g. after school, sports, clubs).

	Response Percent	Response Count
Strongly Agree 	31.4%	38
Agree 	46.3%	56
Neutral 	9.9%	12
Disagree 	8.3%	10
Strongly Disagree 	3.3%	4
Don't Know/Not Applicable 	0.8%	1
answered question		121
skipped question		16

11. Teachers communicate in a variety of ways (e.g. personal communication, email, webpage) in a clear, timely and appropriate manner.

	Response Percent	Response Count
Strongly Agree 	28.1%	34
Agree 	52.9%	64
Neutral 	10.7%	13
Disagree 	6.6%	8
Strongly Disagree 	1.7%	2
Don't Know/Not Applicable	0.0%	0
	<i>answered question</i>	121
	<i>skipped question</i>	16